

Iraq Stock Exchange



Trading Session Monday 20/5/2024 -

Traded Volume 2,287,264,060

ISX Index 60 997.41

Previous ISX Index60 998.83

Change % -0.14

Change -1.42

Listed Companies 103

Traded Companies 37

General Assembly Co. 4

Suspended Co. 2

Bulletin No (94) of 2024

Traded Value 1,132,786,958 Trades 524

ISX Index 15 1072.11

Previous ISX Index15 1074.56

Change % -0.23

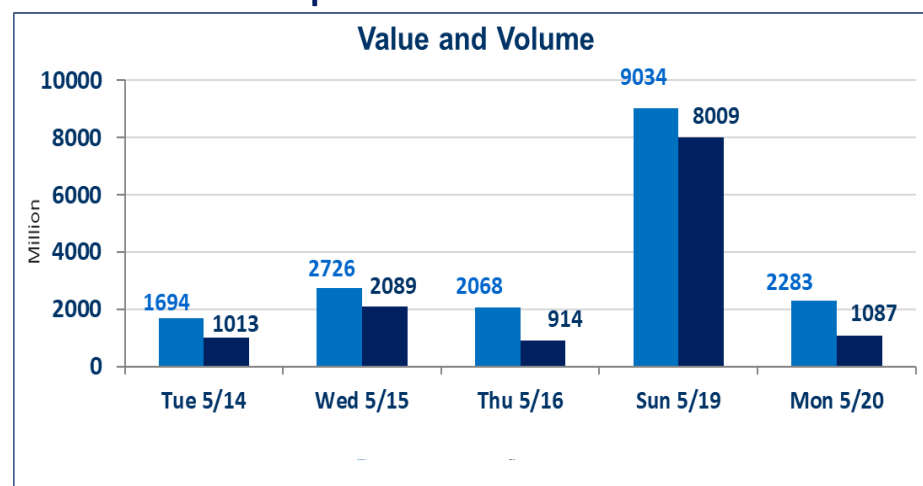
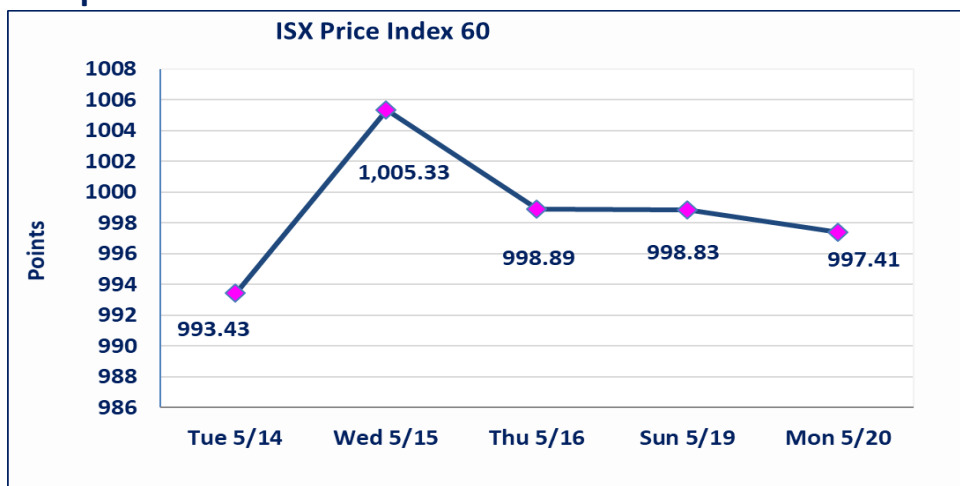
Change -2.45

Non Traded Co. 60

High Companies 6

Low Companies 7

Un Listed Companies OTC 2



Gainers

Company Name	Closing Price	Change (%)	Traded Volume
Al-Ameen Estate Investment	2.800	10.67	1,458,836
Commercial Bank of Iraq	0.910	3.41	65,216,959
Iraqi Carton Manufacturies	1.130	2.73	5,500,000
Dar Al-Salam for Insurance	0.800	1.27	5,000,000
Al-Mansour Pharmaceuticals	1.860	0.54	6,051,757

Losers

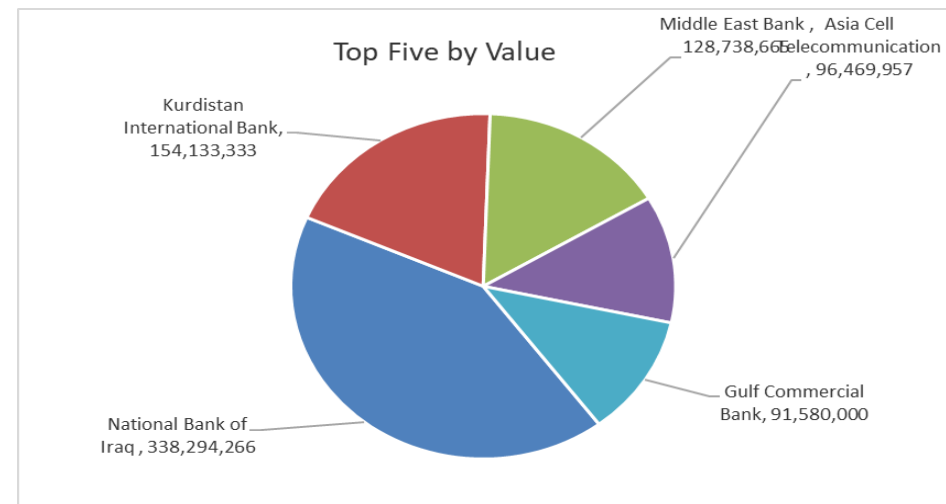
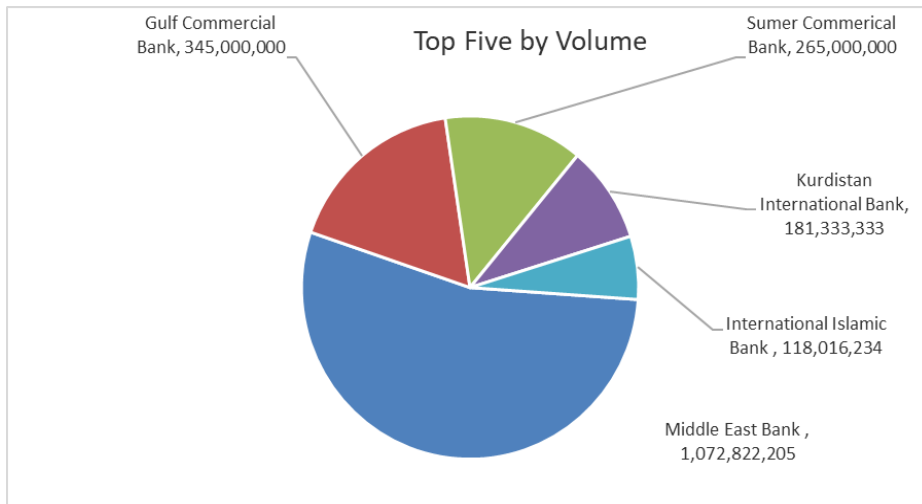
Company Name	Closing Price	Change (%)	Traded Volume
International Islamic Bank	0.270	-15.62	118,016,234
Iraqi Islamic Bank	1.230	-3.15	24,258,656
Investment Bank of Iraq	0.380	-2.56	20,867,059
Asia Cell Telecommunication	9.400	-1.05	10,238,385
Iraqi for Seed Production	8.020	-0.99	8,015,268

Traded Volume

Company Name	Closing Price	Change (%)	Traded Volume
Middle East Bank	0.120	0.00	1,072,822,205
Gulf Commercial Bank	0.270	0.00	345,000,000
Sumer Commerical Bank	0.100	0.00	265,000,000
Kurdistan International Bank	0.850	0.00	181,333,333
International Islamic Bank	0.270	-15.62	118,016,234

Traded Value

Company Name	Closing Price	Change (%)	Traded Value
National Bank of Iraq	2.960	-1.33	338,294,266
Kurdistan International Bank	0.850	0.00	154,133,333
Middle East Bank	0.120	0.00	128,738,665
Asia Cell Telecommunication	9.400	-1.05	96,469,957
Gulf Commercial Bank	0.270	0.00	91,580,000



Regular Market Bulletin No (94)



Company Name	Code	opening Price	highest price	lowest price	Average price	Prev Average price	Closing Price	prev closing price	change (%)	No.of Trades	Traded Volume	Traded Value
Banks Sector												
Ashur International Bank	BASH	0.300	0.300	0.300	0.300	0.300	0.300	0.300	0.00	4	1,512,826	453,848
Commercial Bank of Iraq	BCOI	0.880	0.910	0.870	0.880	0.900	0.910	0.880	3.41	44	65,216,959	57,538,453
Economy Bank	BEFI	0.220	0.220	0.220	0.220	0.220	0.220	0.220	0.00	5	15,000,000	3,300,000
Gulf Commercial Bank	BGUC	0.260	0.270	0.260	0.270	0.280	0.270	0.270	0.00	40	345,000,000	91,580,000
Investment Bank of Iraq	BIBI	0.390	0.390	0.380	0.380	0.390	0.380	0.390	-2.56	8	20,867,059	7,979,483
Iraqi Islamic Bank	BIIB	1.270	1.270	1.230	1.240	1.260	1.230	1.270	-3.15	45	24,258,656	29,975,836
Middle East Bank	BIME	0.120	0.120	0.120	0.120	0.110	0.120	0.120	0.00	99	1,072,822,205	128,738,665
Kurdistan International Bank	BKUI	0.850	0.850	0.850	0.850	0.850	0.850	0.850	0.00	8	181,333,333	154,133,333
Mosul Bank For Investment	BMFI	0.180	0.180	0.180	0.180	0.180	0.180	0.180	0.00	9	16,000,000	2,880,000
National Bank of Iraq	BNOI	3.000	3.000	2.960	3.000	3.000	3.000	3.000	0.00	63	112,800,447	338,294,266
Sumer Commerical Bank	BSUC	0.100	0.100	0.100	0.100	0.100	0.100	0.100	0.00	27	265,000,000	26,500,000
Al-Taif Islamic Bank	BTIB	0.700	0.700	0.700	0.700	0.700	0.700	0.700	0.00	1	64,547	45,183
Total Of Banks Sector										353	2,119,876,032	841,419,065
Telecommunication Sector												
Asia Cell Telecommunication	TASC	9.490	9.490	9.400	9.420	9.500	9.400	9.500	-1.05	34	10,238,385	96,469,957
Total Of Telecommunication										34	10,238,385	96,469,957
Insurance Sector												
Dar Al-Salam for Insurance	NDSA	0.800	0.800	0.800	0.800	0.790	0.800	0.790	1.27	1	5,000,000	4,000,000
Total Of InsuranceSector										1	5,000,000	4,000,000
Services Sector												
Baghdad -Iraq Transportatio	SBPT	37.250	37.250	37.250	37.250	37.250	37.250	37.250	0.00	1	10,000	372,500
Mamoura Realestate Investr	SMRI	7.000	7.000	7.000	7.000	7.000	7.000	7.000	0.00	2	500,000	3,500,000
Total Of Services Sector										3	510,000	3,872,500
Industry Sector												
Baghdad Soft Drinks	IBSD	4.350	4.350	4.350	4.350	4.350	4.350	4.350	0.00	4	1,300,000	5,655,000
Iraqi Marketing Date	IIDP	1.620	1.620	1.620	1.620	1.680	1.620	1.620	0.00	2	62,330	100,975
Iraqi For Tufted Carpets	IITC	15.000	15.000	15.000	15.000	15.000	15.000	15.000	0.00	3	26,871	403,065
Al-Kindi of Veterinary Vaccin	IKLV	1.700	1.700	1.700	1.700	1.780	1.700	1.700	0.00	2	107,123	182,109
Al-Mansour Pharmaceuticals	IMAP	1.850	1.870	1.850	1.850	1.850	1.860	1.850	0.54	21	6,051,757	11,199,768
Metallic Industries and Bicycl	IMIB	1.810	1.810	1.800	1.810	1.820	1.810	1.820	-0.55	5	2,421,820	4,373,494
Ready Made Clothes	IRMC	3.550	3.550	3.550	3.550	3.340	3.550	3.550	0.00	2	100,000	355,000
Total Of Industry Sector										39	10,069,901	22,269,411
Hotels Sector												
Baghdad Hotel	HBAG	10.900	10.900	10.900	10.900	10.850	10.900	10.900	0.00	1	25,000	272,500
National for Tourist Investm	HNTI	10.770	10.770	10.770	10.770	10.770	10.770	10.770	0.00	6	4,134,913	44,533,013
Total Of Hotels Sector										7	4,159,913	44,805,513
Agriculture Sector												
Iraqi Agricultural Products	AIRP	22.000	24.000	22.000	22.100	23.250	24.000	23.250	3.23	2	21,000	464,000
Iraqi for Seed Production	AISP	8.010	8.080	8.000	8.040	8.100	8.020	8.100	-0.99	43	8,015,268	64,413,019
Middle East for Production-	AMEF	7.400	7.400	7.400	7.400	7.400	7.400	7.400	0.00	1	200,000	1,480,000
Total Of Agriculture Sector										46	8,236,268	66,357,019
Total Of Regular										483	2,158,090,499	1,079,193,465

Non Regular Market Bulletin No (94)

Company Name	Code	opening Price	highest price	lowest price	Average price	Prev Average price	Closing Price	prev closing price	change (%)	No.of Trades	Traded Volume	Traded Value
Banks Sector												
International Islamic Bank	BINT	0.320	0.320	0.270	0.310	0.320	0.270	0.320	-15.62	9	118,016,234	36,549,043
Credit Bank	BROI	0.930	0.960	0.930	0.960	0.960	0.960	0.960	0.00	2	1,200,000	1,146,000
Total Of Banks Sector										11	119,216,234	37,695,043
Services Sector												
Al-Ameen Estate Investment	SAEI	2.600	2.800	2.590	2.640	2.520	2.800	2.530	10.67	12	1,458,836	3,851,007
Total Of Services Sector										12	1,458,836	3,851,007
Industry Sector												
Fallujah for construction Ma	IFCM	3.550	3.550	3.550	3.550	3.550	3.550	3.550	0.00	1	500,000	1,775,000
Total Of Industry Sector										1	500,000	1,775,000
Total Of Non Regular										24	121,175,070	43,321,050

Undisclosed Platform Companies Bulletin (94)

Company Name	Code	opening Price	highest price	lowest price	Average price	Prev Average price	Closing Price	prev closing price	change (%)	No.of Trades	Traded Volume	Traded Value
Industry Sector												
Electronic Industries	IELI	0.740	0.740	0.740	0.740	0.740	0.740	0.740	0.00	3	467,491	345,943
Iraqi Carton Manufacturies	IICM	1.110	1.130	1.110	1.120	1.100	1.130	1.100	2.73	8	5,500,000	6,177,500
National Chemical &Plastic	INCP	1.860	1.860	1.860	1.860	1.870	1.860	1.870	-0.53	1	1,400,000	2,604,000
The Light Industries	ITLI	0.720	0.720	0.720	0.720	0.720	0.720	0.720	0.00	3	600,000	432,000
Total Of Industry Sector										15	7,967,491	9,559,443
Hotels Sector												
Palestine Hotel	HPAL	23.000	23.000	23.000	23.000	23.000	23.000	23.000	0.00	2	31,000	713,000
Total Of Hotels Sector										2	31,000	713,000
Total of un disclosed										17	7,998,491	10,272,443
Grand Total										524	2,287,264,060	1,132,786,958

Iraq Stock Exchange



Trading Session Monday 20/5/2024

Not Trading OTC

Company Name	Code	Previous Average price
Rabee Securities	FRSE	—
Karmal Brokerage	FKSX	10.000



Not Trading Bonds Bulletin

Bond type	Publish type	Code	last trading price	immortilize date
Banaa Bonds / million ID	First	CB10	1030000	10/12/2025
Banaa Bonds / million ID	second	CB20	964981	19/12/2025
Amara Bonds /500 thousand	First	CB25	—	9/10/2025
Amara Bonds /Million ID	First	CB30	984000	9/10/2027
Amara Bonds /500 thousand	Second	CB35	—	—
Amara Bonds /Million ID	Second	CB40	—	—
Amara Bonds /500 thousand	Third	CB45	—	—
Amara Bonds /Million ID	Third	CB50	—	—

Iraq Stock Exchange
Non Iraqis' Bulletin Monday May 20 2024
Regular Market



Non Iraqi Trading of Regular Market (Buy)

Company Names	Code	No.of trades	Traded Shares	Trading Volume
Telecommunication Sector				
Asia cell	TASC	2	8,060	76,409
Total Telecommunication sector		2	8,060	76,409
Grand Total		2	8,060	76,409

Non Iraqi Trading of Regular Market (Sell)

Company Names	Code	No.of trades	Traded Shares	Trading Volume
Telecommunication Sector				
Asia cell	TASC	9	4,000,000	37,602,000
Total Telecommunication sector		9	4,000,000	37,602,000
Grand Total		9	4,000,000	37,602,000

Iraq Stock Exchange non trading companies on Monday 20/5/2024

Company Names	Code	Previous Average Price	Closing Price
Banking Sector			
Cihan Islamic Bank	BCIH	2.200	2.200
Asia Al Iraq Islamic Bank	BAIB	0.900	0.900
Elaf Islamic Bank	BELF	0.470	0.470
National Islamic Bank	BNAI	0.620	0.620
United Bank	BUND	0.080	0.080
Union Bank of Iraq	BUOI	0.200	0.200
Telecommunication Sector			
Al-Khatem Telecoms	TZNI	2.600	2.600
Insurance Sector			
Al-Ameen for Insurance	NAME	0.600	0.600
Gulf Insurance	NGIR	0.400	0.400
Services Sector			
Rehab Karbala	HKAR	0.800	0.800
Kharkh Tour Amuzement City	SKTA	4.650	4.650
Al-Mosul for funfairs	SMOF	8.700	8.700
Al-Nukhba for construction	SNUC	0.670	0.700
Industry Sector			
Al -Khazer Road for Construction Material	IKHC	2.500	2.500
Iraqi Engineering Works	IIEW	3.850	3.850
Modern Sewing	IMOS	10.490	10.490
Hotels Sector			
Tourist Village of Mosul dam	HTVM	11.000	11.000
Babylon Hotel	HBAY	110.000	110.000
Ishtar Hotel	HISH	9.680	9.650
Al-Mansour Hotel	HMAN	45.000	45.000
Agriculture Sector			
Modern for Animal Production	AMAP	0.450	0.450
Agricultural Products Meat	AIPM	4.750	23.250
Al-Ahlyia agricultural production	AAHP	0.950	0.950
Company Names	Code	Previous Average Price	Closing Price
Banks Sector			
World Islamic Bank	BWOR	1.000	1.000
Arabiya Islamic Bank	BAAI	1.000	1.000
Zain Al-Iraq Islamic Bank	BZII	0.340	0.340
Al-Qurtas Islamic Bank	BQUR	1.000	1.000
Arabiya Islamic Bank	BAAI	1.000	1.000
Al Janoob Islamic Bank Investment	BJAB	1.000	1.000
Ameen Al Iraq Islamic Bank	BAME	1.000	1.000
International Development Bank	BIDB	1.000	1.000
Al- Qabidh Islamic Bank	BQAB	0.240	0.240
Al Anssari Islamic Bank	BANS	1.000	1.000
Iraq Noor Islamic Bank	BINI	1.050	1.050
Erbil Bank	BERI	0.110	0.110
Trust International Islamic Bank	BTRU	0.750	0.750
Trans Iraq Bank for Investment	BTRI	0.740	0.740
AL- Mashreq al-Arabi Islamic Bank	BAMS	-	-
Al Attaa Islamic Bank	BLAD	0.140	0.140
Region Trade Bank	BRTB	1.000	1.000
Al Mustashar Bank	BMUI	1.000	1.000
Erbil Bank	BERI	0.110	0.110
Insurance Sector			
Al -Hamraa Insurance	NHAM	0.900	1.000
Alahliya For Insurance	NAHF	0.330	0.330

Investment Sector			
Al-Zawraa for Financial Investment	VZAF	0.180	0.180
AL-Wiaam for Financial Investment	VWIF	0.310	0.350
Al-Ameen for Financial Investment	VAMF	1.000	1.000
Bain Al-Nahrain Financial Investment	VMES	0.900	0.900
Services Sector			
Ibdaa Al-Sharq Al-Awsat	SIBD	1.000	1.000
Industry Sector			
Baghdad for Packing Materials	IBPM	2.230	3.120
National Furniture Industries	IHFI	2.300	2.300
Modern chemical industries	IMCI	100.000	100.000
Hotels Sector			
Ashour Hotel	HASH	16.000	16.000
Agriculture Sector			
Al-Ribas for Poultry and Fodder	AREB	-	-
Company Names	Code	Previous Average Price	Closing Price
Banks Sector			
Babylon Bank	BBAY	0.080	0.080
Services Sector			
General Transportation	SIGT	0.950	0.950
AL-Badia for General Trans	SBAG	0.600	0.600
IndustrySector			
Al-Hilal Industries	IHLI	0.980	0.980
Modern Construction Materials	IMCM	0.620	0.620
Investment Sector			
AL- Batek Investment	VBAT	0.380	0.380
Alkhair for financial Investment	VKHF	0.200	0.200
Hotels Sector			
Al-Sadeer Hotel	HSAD	28.000	28.000

Iraq Stock Exchange Suspended Companies

Al-Rajih Islamic Bank (BRAJ)	9/19/2021	The trading suspended for not produce the Annual disclosure for 2020 at closing price (1.000) ID.
North Bank (BNOR)	31/10/2022	The trading suspended by ISC decision at closing price (0.070) ID.

Iraq Stock Exchange News of listed companies Monday 20/5/2024

Companies News

Al-Ameen for Financial Investment (E	General Assembly Meeting will be hold on Tuesday 28/5/2024 at the company to discuss financial statement of 2023 , discuss the deficit . Trading has been suspend on Thursday 23/5/2024 .
Ashur International Bank (BASH)	General Assembly Meeting will be hold on Wednesday 29/5/2024 at the Alriyada Station to discuss financial statement of 2022 , cash dividend, elect seven members of Administration council . Trading has been suspend on Sunday 26/5/2024 .
Al Janoob Islamic Bank Investment (E	General Assembly Meeting will be hold on Saturday 1/6/2024 at the company to discuss financial statement of 2023 , cash dividend . Trading has been suspend on Tuesday 28/5/2024 .
Cihan Islamic Bank (BCIH)	General Assembly Meeting will be hold on Friday 7/6/2024 at the company to discuss increasing in company capital according to 55/ First . Trading has been suspend on Tuesday 4/6/2024 .
Ibdaa Al-Sharq Al-Awsat (SIBD)	General Assembly Meeting will be hold on Tuesday 11/6/2024 at the Iraqi Middle East Bank to resign the Auditors and elect new one . Trading has been suspend on Thursday 6/6/2024 .
out of trading	
Babil Animal&vegetable Products (ABAP)	General Assembly Meeting will be hold on Sunday 19/5/2024 at theAl Jadriya to discuss financial statement of 2021,2022 , cash dividend , discuss the deficit Trading has been suspend on Thursday 7/12/2023 .
Iraqi Land Transport (SILT)	General Assembly Meeting will be hold on Wednesday 6/3/2024 at the Trade Ministry VIP Hall to resign the current board of Administration and elect new five board of Administration .Trading has been suspend on Sunday 3/3/2024.
Bank of Baghdad (BBOB)	General Assembly Meeting will be hold on Saturday 18/5/2024 at the Dijla Town to discuss financial statement of 2023 , cash dividend , increasing in company capital from 250 billion to 325 billion according to 55/ second . Trading has been suspend on Tuesday 14/5/2024 .
Al -Mansour Bank (BMNS)	General Assembly Meeting will be hold on Tuesday 21/5/2024 at the Al Alwiya Club to discuss financial statement of 2023 , cash dividend , increasing in company capital from 300 billion to 350 billion according to 55/First& second . Trading has been suspend on Thursday 16/5/2024 .